

B930 ATM Style Alphanumeric Keypad (SDI2)

www.boschsecurity.com



BOSCH
Invented for life



- ▶ 5-line ATM style LCD display with up to 32 character point, user, and area names
- ▶ Simple menu-style user interface with dedicated function buttons for common commands
- ▶ Programmable keypad shortcuts and situation sensitive on-screen help makes system operation simple and easy
- ▶ Highly visible on (arm)/alarm, ready to turn on (arm), power and gas alarm indicators
- ▶ Simple installation with self-locking base and chassis design, plus built-in bubble level

The B930 ATM Style Alphanumeric Keypad (SDI2) is a SDI2 bus compatible device. Each keypad has user adjustable options such as volume and display brightness. The B930 shows five-line system messages for all areas.

System overview

- For commercial use, install the keypad in building entrances and areas with unrestricted access. Mounting a keypad near exterior doors in hotel or business lobbies allows people to identify the type and location of the emergency.
- For residential use, install the keypad near the front and rear entrances to the home. Install additional keypads in a kitchen or in a bedroom.
- Use multiple keypads in a large building with many separate areas of security. Program multiple keypads to control multiple areas.
- Audible tones from the keypad sounder alert personnel to fire events and assist fire fighters in locating the keypad.

Functions

LCD Display

The keypad uses words, numbers, and symbols to show the status of the security system. When several events occur, the keypad shows each event in order of priority. The display shows five lines, 21 characters per line.

Keys






Each keypad has 10 numeric keys, 5 navigation keys, and eight softkeys. When pressed, keys enable keypad backlighting and emit a muted beep. Use the eight softkeys to select a menu and associated functions.

Audible tones

The keypad has a built-in speaker that produces several distinct warning tones. The tones are differentiated so that the user can recognize an event simply by hearing its associated tone. The keypad backlight illuminates when it emits an audible tone. Users can use a passcode to silence the tone.

Status indicators

The status indicators on the keypad provide a quick visual reference for system status.

	The indicator lights when the system is ready to turn on (arm).
	The indicator lights when the system is on (armed).
	The indicator lights when there is a trouble condition.
	The indicator lights when dangerous gases are present including carbon monoxide (NFPA 720).
	The indicator lights when the system has power.

Audible tones

The keypad has a built-in speaker that produces several distinct warning tones. The keypad backlight illuminates when it emits an audible tone. You can use a passcode to silence the tone.

The tones include:

- Fire signal. When an area is in fire alarm, the keypad emits a pulsed, high-pitched bell tone.
- Gas signal. When a gas point activates, the keypad emits a unique high pitched tone.
- User alarm. When a user alarm (such as panic and medical alarms) occurs, the tone sounds for the programmed amount of time.
- Burglary signal. When an area is in alarm, the keypad emits a steady, high pitched bell tone.
- Entrance warning. The keypad emits an intermittent beep tone during entry delay periods to remind the user to disarm the area.
- Exit warning. The keypad emits an intermittent beep tone during exit delay.
- Invalid button buzz. When an invalid button, or sequence of buttons, is pressed, the keypad emits a flat buzz tone.
- Keypad encoding tone. The keypad emits a muted beep tone as each button is pressed to indicate that the entry was accepted.
- Trouble buzzer. When a trouble event occurs, such as a service alert, the keypad emits a two-tone warble until you enter a programmed passcode with the appropriate authority.
- Watch tone. A single clean tweedle tone alerts the user anytime a watch point is faulted.

Certifications and approvals

Region	Certification	
Australia	RCM	ACMA
Europe	CE	EMC, RoHS
USA	UL	
	UL	UL 365 - Police Station Connected Burglar Alarm Units
	UL	UL 609 - Standard for Local Burglar Alarm Units and Systems

Region	Certification	
	UL	UL 636 - Holdup Alarm Units and Systems
	UL	UL 985 - Household Fire Warning System Units
	UL	UL 1023 - Household Burglar Alarm System Units
	UL	UL 1076 - Proprietary Burglar Alarm Units and Systems
	UL	UL 1610 - Central Station Burglar Alarm Units
	CSFM	see our website
	FCC	Part 15 Class B
Canada	ULC	CAN/ULC S303 - Local Burglar Alarm Units and Systems
	ULC	CAN/ULC S304 - Standard for Signal Receiving Center and Premise Burglar Alarm
	ULC	CAN/ULC S545 - Residential Fire Warning System Control Units
	ULC	ULC-ORD C1023 - Household Burglar Alarm System Units
	ULC	ULC-ORD C1076 - Proprietary Burglar Alarm Units and Systems
	IC	ICES-003 - Information Technology Equipment (ITE)

Installation/configuration notes

Mounting considerations

Mount in indoor, dry locations.

Power supply

A compatible control panel supplies the power and data requirements to the keypad through a four-wire connection.

Enclosure and wiring

The sliding self-locking enclosure has an integrated bubble level and custom gap-free, lift-gate style terminal blocks to make installation easier.

Compatible control panels

B9512G/B9512G-E

B8512G/B8512G-E

B6512

B5512/B5512E firmware v2.02 and higher

B4512/B4512E firmware v2.02 and higher

B3512/B3512E firmware v2.02 and higher

D9412GV4/D7412GV4 firmware v2.02 and higher

Parts included

Quantity	Component
1	Keypad
1	Hardware pack

Quantity	Component
1	Installation Guide
1	User's Quick Reference Guide

Technical specifications

Properties

Dimensions	6.2 in x 5.5 in x 1 in (158 mm x 140 mm x 26 mm)
Weight	14.1 oz (0.40 kg)
Material	Acrylonitrile butadiene styrene (ABS) Poly(methyl methacrylate) (PMMA)
Display window	5 line display 21 characters per line
Indicators	Illuminated keys Status indicators Warning and indicating tones

Environmental considerations

Relative humidity	5% to 93% at +32°C (+90°F) non-condensing
Temperature (operating)	0°C to +50°C (+32°F to +122°F)

Power requirements

Current	35 mA in standby mode 80 mA in alarm mode
Voltage (input)	12 VDC nominal

Wiring

Terminal wires	12 AWG to 22 AWG (2 mm to 0.65 mm) wire
----------------	---

Ordering information

B930 ATM Style Alphanumeric Keypad (SDI2)

Five-line ATM style alphanumeric keypad

Order number **B930**

Accessories

B56 Keypad Surface Mount Box

Surface mount box for mounting a keypad to concrete or block.

Order number **B56**

B96 Keypad Trim Bezel

Cover the wall footprint of previous keypads when replacing them with the new, slim design of B Series keypads. The white trim bezel is 8.6 in x 6.3 in x 0.12 in (22 mm x 16 mm x 3 mm).

Order number **B96**

Represented by:

Europe, Middle East, Africa:
Bosch Security Systems B.V.
P.O. Box 80002
5600 JB Eindhoven, The Netherlands
Phone: + 31 40 2577 284
emea.securitysystems@bosch.com
emea.boschsecurity.com

Germany:
Bosch Sicherheitssysteme GmbH
Robert-Bosch-Ring 5
85630 Grasbrunn
Germany
www.boschsecurity.com

North America:
Bosch Security Systems, Inc.
130 Perinton Parkway
Fairport, New York, 14450, USA
Phone: +1 800 289 0096
Fax: +1 585 223 9180
onlinehelp@us.bosch.com
www.boschsecurity.us

Asia-Pacific:
Robert Bosch (SEA) Pte Ltd, Security Systems
11 Bishan Street 21
Singapore 573943
Phone: +65 6571 2808
Fax: +65 6571 2699
apr.securitysystems@bosch.com
www.boschsecurity.asia