



Ultra-low Temperature Electric Bolt User Manual

801-805 Electric Bolt Series

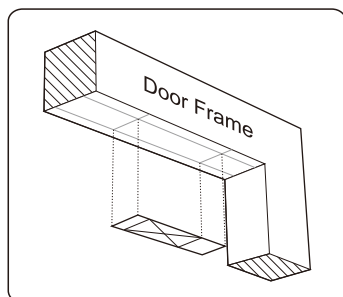
CE FC RoHS

Read the manual before usage and keep for future reference.

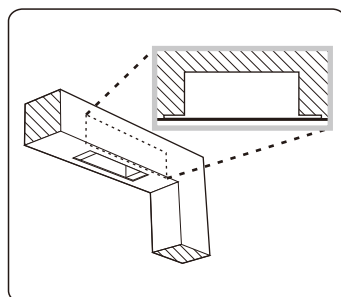
1. Technical parameter

- ◆ Lock Size: 205L*35W*40H(mm)
- ◆ Strike: 90L*25W*2H(mm)
- ◆ Input Voltage: DC12V±10%
- ◆ Door Type Applicable: Wooden / Glass /Metal / Fireproof door
- ◆ Start Current: 950mA
- ◆ Security Type: Power off to open
- ◆ Working Current: 110mA
- ◆ Weight: 0.72KG

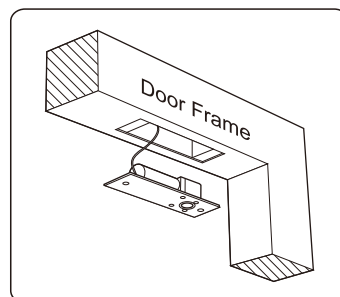
2. Embedding Installation



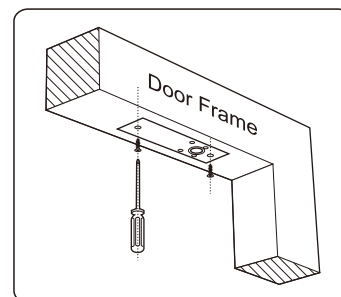
1. Aligning the sticker to the marking made on the door frame.



2. Cut a hole

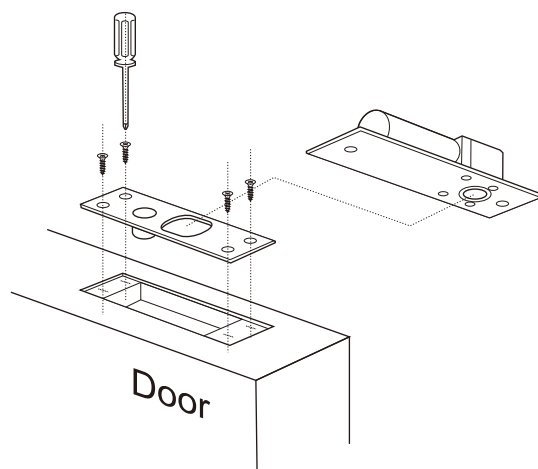


3. Connect the cable



4. Fasten the screw

3. Installation of Magnetic Flake



4. Close-door Delay Selection

Please note some model is without such time delay function below.

