

## **AXIS T91B/T91D Mounts**

**AXIS T91B61 Wall Mount**

**AXIS T91B62 Parapet Mount**

**AXIS T91B63 Ceiling Mount**

**AXIS T91D61 Wall Mount 1.5" NPS**

## **Installation Guide**

# A1 SECURITY CAMERAS

## The First in Security

### Legal Consider:

Video and audio surveillance can be regulated by laws that vary from country to country. Check the laws in your local region before using this product for surveillance purposes.

### Liability

Every care has been taken in the preparation of this document. Please inform your local Axis office of any inaccuracies or omissions. Axis Communications AB cannot be held responsible for any technical or typographical errors and reserves the right to make changes to the product and manuals without prior notice. Axis Communications AB makes no warranty of any kind with regard to the material contained within this document, including, but not limited to, the implied warranties of merchantability and fitness for a particular purpose. Axis Communications AB shall not be liable nor responsible for incidental or consequential damages in connection with the furnishing, performance or use of this material. This product is only to be used for its intended purpose.

### Intellectual Property Rights

Axis AB has intellectual property rights relating to technology embodied in the product described in this document. In particular, and without limitation, these intellectual property rights may include one or more of the patents listed at [www.axis.com/patent.htm](http://www.axis.com/patent.htm) and one or more additional patents or pending patent applications in the US and other countries.

### Equipment Modifications

This equipment must be installed and used in strict accordance with the instructions given in the user documentation. This equipment contains no user-serviceable components. Unauthorized equipment changes or modifications will invalidate all applicable regulatory certifications and approvals.

### Safety

This product complies with IEC/EN/UL 60950-1 and IEC/EN/UL 60950-22, Safety of Information Technology Equipment. The product shall be grounded either through a shielded network cable (STP) or other appropriate method.

### Disposal and Recycling

When this product has reached the end of its useful life, dispose of it according to local laws and regulations. For information about your nearest designated collection point, contact your local authority responsible for waste disposal. In accordance with local legislation, penalties may be applicable for incorrect disposal of this waste.

#### Europe



■ This symbol means that the product shall not be disposed of together with household or commercial waste. Directive 2012/19/EU on waste

electrical and electronic equipment (WEEE) is applicable in the European Union member states. To prevent potential harm to human health and the environment, the product must be disposed of in an approved and environmentally safe recycling process. For information about your nearest designated collection point, contact your local authority responsible for waste disposal. Businesses should contact the product supplier for information about how to dispose of this product correctly.

This product complies with the requirements of Directive 2011/65/EU on the restriction of the use of certain hazardous substances in electrical and electronic equipment (RoHS).

#### China



This product complies with the requirements of the legislative act Administration on the Control of Pollution Caused by Electronic Information Products (ACPEIP).

### Contact Information

Axis Communications AB  
Emdalsvägen 14  
223 69 Lund  
Sweden

Tel: +46 46 272 18 00  
Fax: +46 46 13 61 30

[www.axis.com](http://www.axis.com)

### Support

Should you require any technical assistance, please contact your Axis reseller. If your questions cannot be answered immediately, your reseller will forward your queries through the appropriate channels to ensure a rapid response. If you are connected to the Internet, you can:

- find answers to resolved problems in the FAQ database. Search by product, category, or phrase
- report problems to Axis support staff by logging in to your private support area
- chat with Axis support staff
- visit Axis Support at [www.axis.com/techsup/](http://www.axis.com/techsup/)

### Learn More!

Visit Axis learning center [www.axis.com/academy/](http://www.axis.com/academy/) for useful trainings, webinars, tutorials and guides.

Available from A1 Security Cameras

[www.a1securitycameras.com](http://www.a1securitycameras.com) email: [sales@a1securitycameras.com](mailto:sales@a1securitycameras.com)

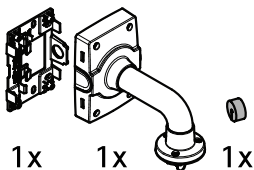


# SECURITY CAMERAS

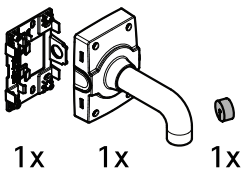
## AXIS T91B/T91D Mounts

The First Name in Security

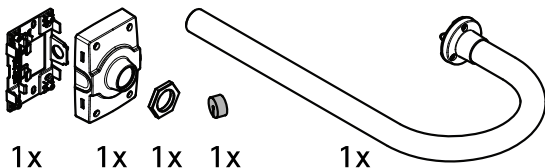
### AXIS T91B61



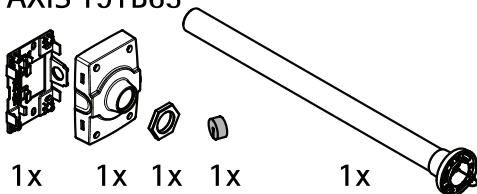
### AXIS T91D61

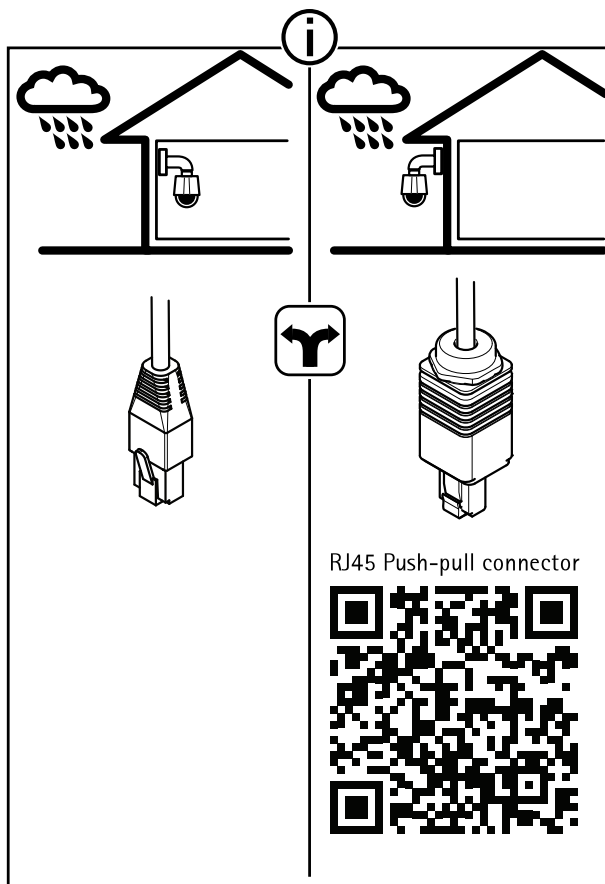


### AXIS T91B62



### AXIS T91B63






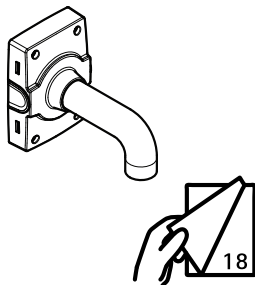
RJ45 Push-pull connector



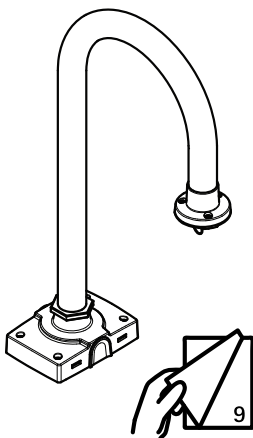
AXIS T91B61



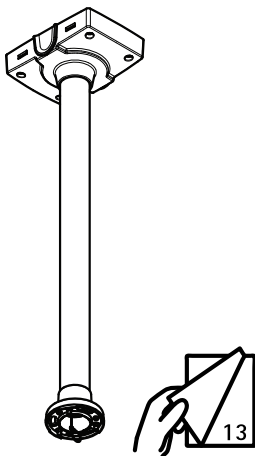
AXIS T91D61



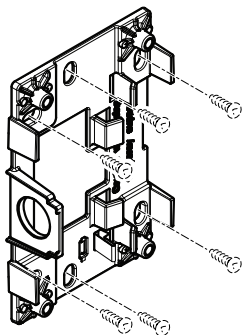
AXIS T91B62



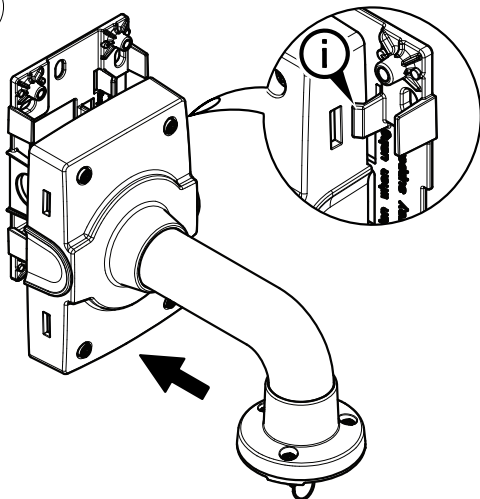
AXIS T91B63



1



2



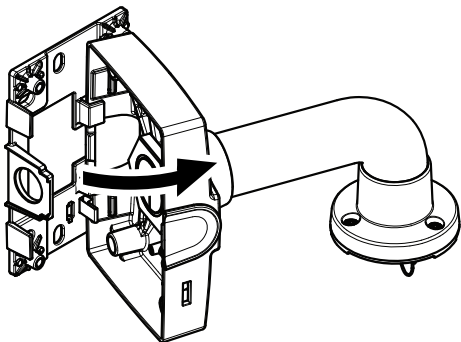


# SECURITY CAMERAS

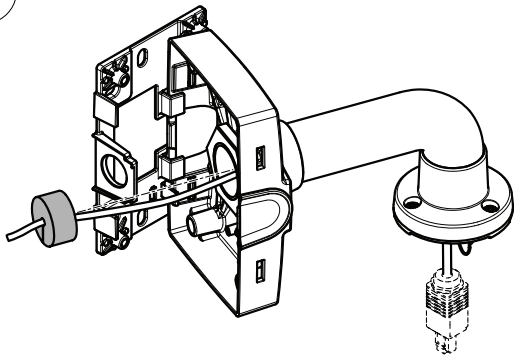
## AXIS T91B/T91D Mounts

The First Name in Security

3




4



Available from A1 Security Cameras

[www.a1securitycameras.com](http://www.a1securitycameras.com) email: [sales@a1securitycameras.com](mailto:sales@a1securitycameras.com)

5



5 Nm  
(4 lb ft)



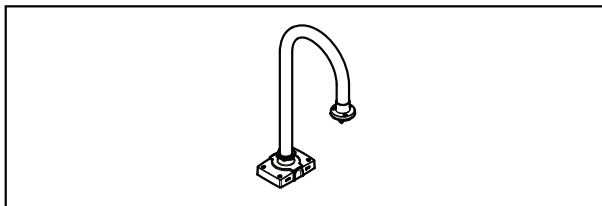




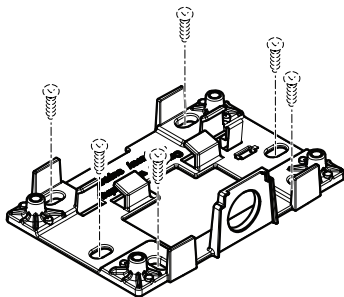
# SECURITY CAMERAS

## AXIS T91B/T91D Mounts

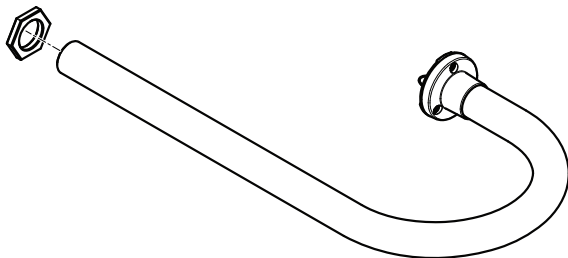
The First Name in Security



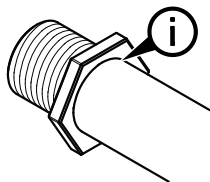

6



7

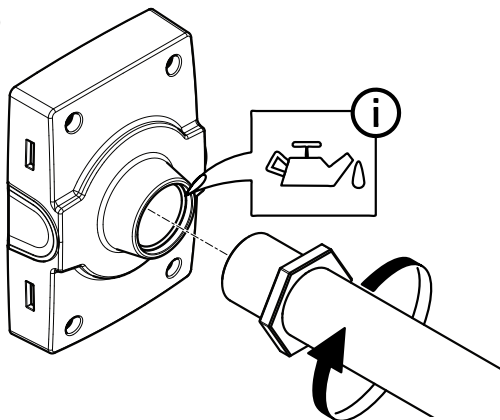


i

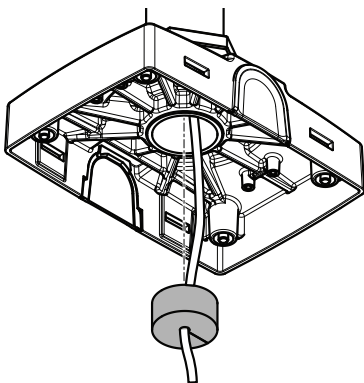




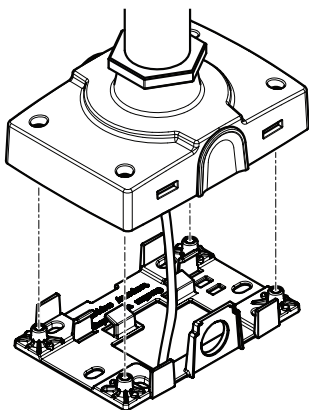
8



9

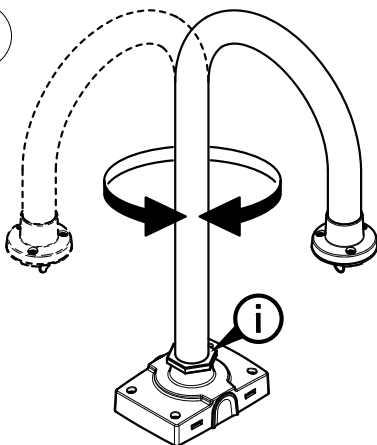


10



5 Nm  
(4 lb ft)

11

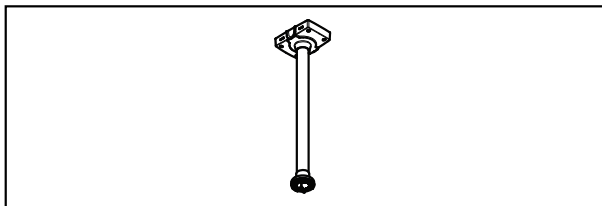




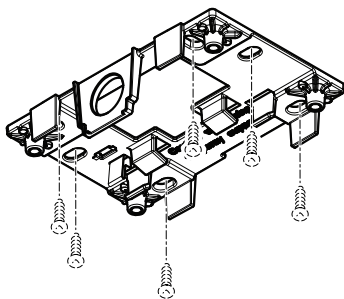
# SECURITY CAMERAS

AXIS T91B/T91D Mounts

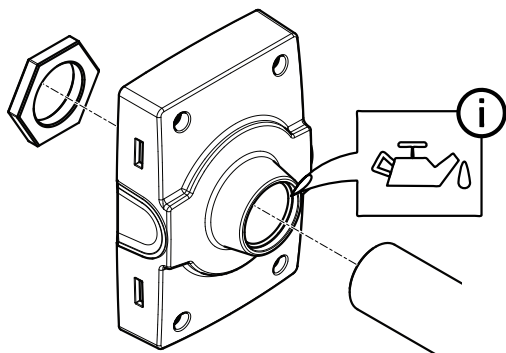
The First Name in Security



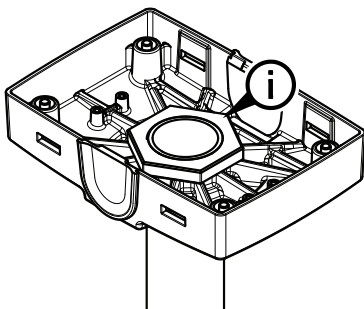
12



13

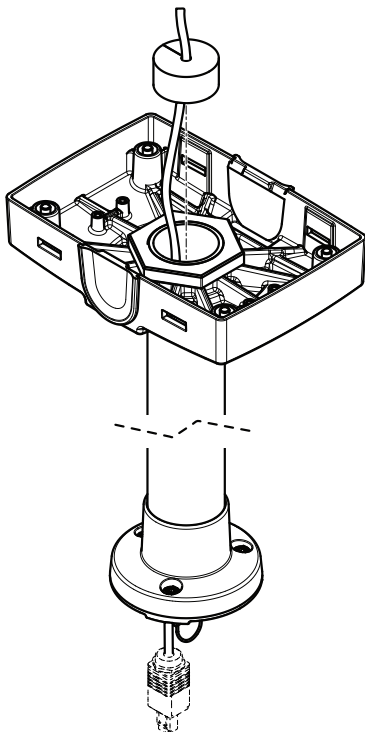


14

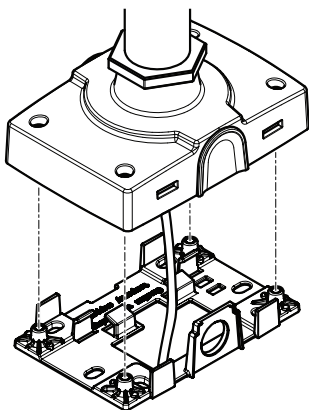




15

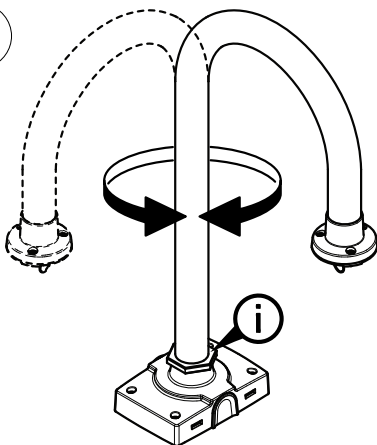


10



5 Nm  
(4 lb ft)

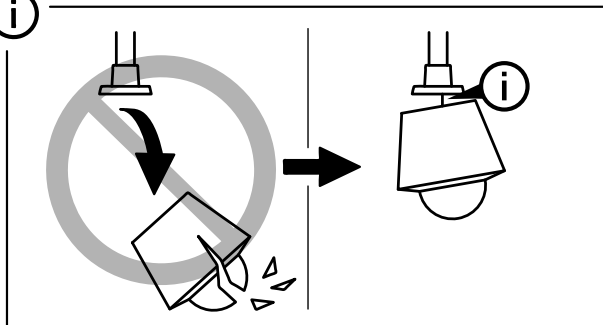
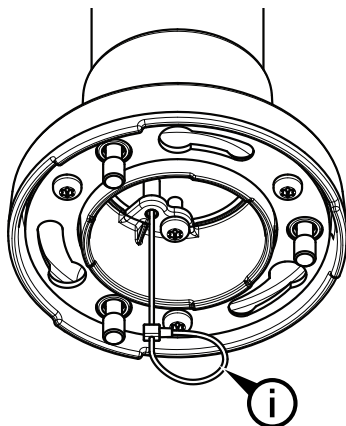
11



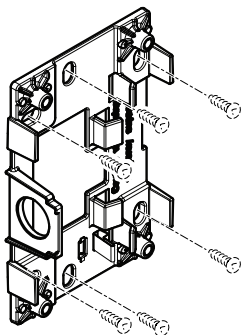




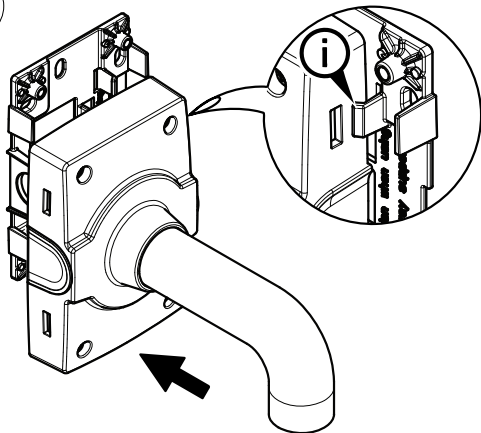
17



18

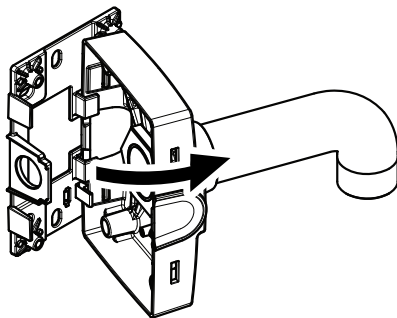


19

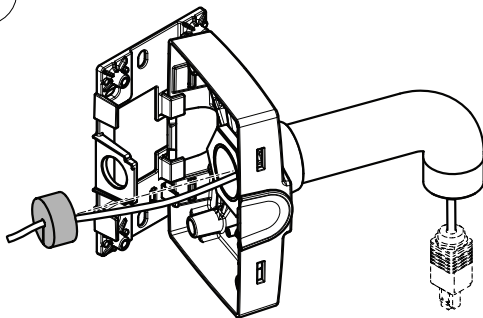




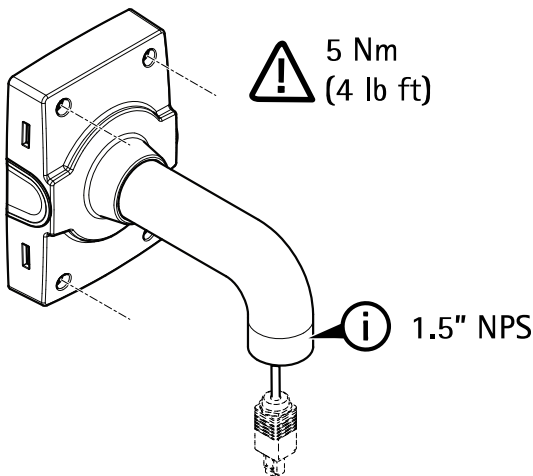
20

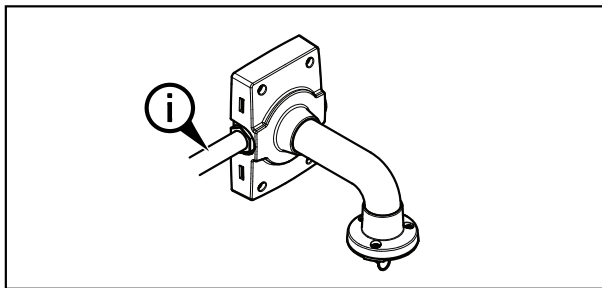


21

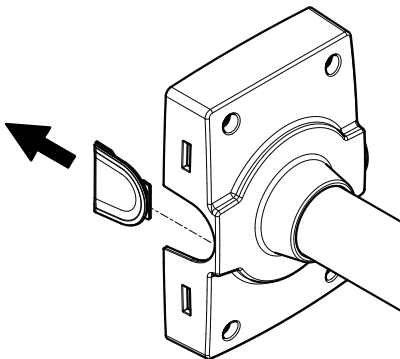


22

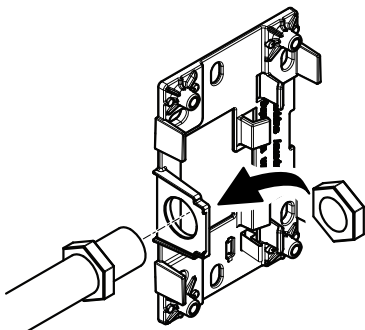




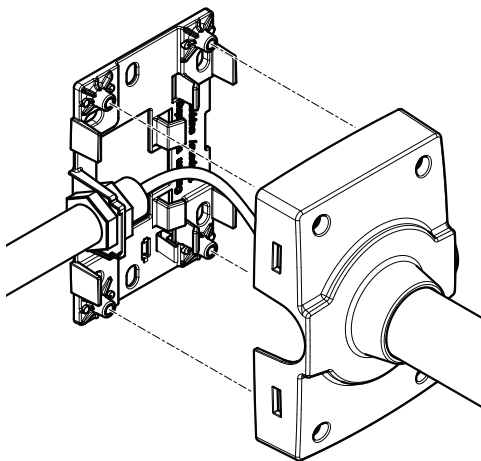
23



24



25







# SECURITY CAMERAS

AXIS T91B/T91D Mounts

The First Name in Security



[www.axis.com/techsup](http://www.axis.com/techsup)



[www.axis.com/warranty](http://www.axis.com/warranty)

Available from A1 Security Cameras

[www.a1securitycameras.com](http://www.a1securitycameras.com) email: [sales@a1securitycameras.com](mailto:sales@a1securitycameras.com)

Installation Guide

AXIS T91B/T91D Mounts

© Axis Communications AB, 2015

Ver. M2.2

Date: November 2015

Part No. 1518400