

NetWayXT/NetWayXTX Repeater



Overview:

Altronix NetWayXT (IEEE 802.3af (15W) compliant) and NetWayXTX (IEEE 802.3af (15W) and IEEE 802.3at (30W) compliant) repeater modules interface with NetWay midspans to extend data (video) for an additional 100m. A maximum range of 600m for NetWayXT and even longer for NetWayXTX is possible using multiple repeaters, based on camera/device port power requirement.

Features:

- UL/CUL Listed for Information Technology Equipment (UL 60950-1).
- CE approved.
- Repeater module extends range 100m each.
- Port status LEDs.
- Compact insulated housing.
- Plug-and-play installation.
- Auto detection and protection of legacy non-PoE cameras.
- No external power required.
- Compatible with NetWay1/NetWay8/NetWay8M/NetWay16 and NetWay16M.

Installation Instructions:

NetWayXT/NetWayXTX is not intended to be connected to outside plant leads.

1. Mount NetWayXT/NetWayXTX in desired location utilizing the mounting hole (Fig. 1a, pg. 1, Fig. 2a, pg. 2). Use a proper fastener and/or wall anchor when securing NetWayXT to the wall.
2. Connect structured cable from port marked [OUT] on NetWay1/NetWay8/NetWay8M/NetWay16 or NetWay16M to port marked [IN] on the NetWayXT/NetWayXTX (Fig. 1b, pg. 1, Fig. 2b, pg. 2).
3. Connect structured cable from port marked [OUT] on NetWayXT/NetWayXTX to the PoE camera/device or next NetWayXT/NetWayXTX repeater (Fig. 1b, pg. 1, Fig. 2b, pg. 2, Figs. 3-4, pg. 2).
4. Port status LEDs will illuminate on NetWayXT indicating the port is operational (Fig. 1b, pg. 1, refer to Port LED definitions on pg. 1).
5. Power LED will illuminate indicating 12VDC output (Fig. 1b, pg. 1).

Port LED definitions for NetWayXT repeater:

Status	Green LED	Yellow LED
OFF	Indicates it is connected as 10Base-T or no link.	Indicates no link.
ON	Indicates it is connected as 100Base-TX.	Indicates a link.
Blinking		Indicates activity.

NetWayXT

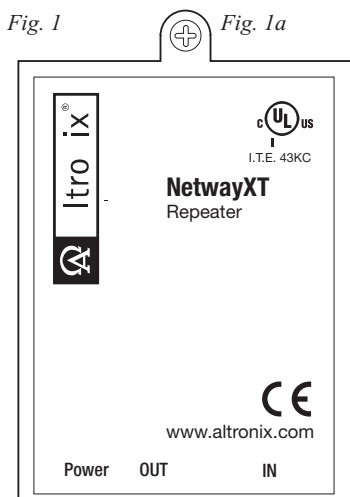
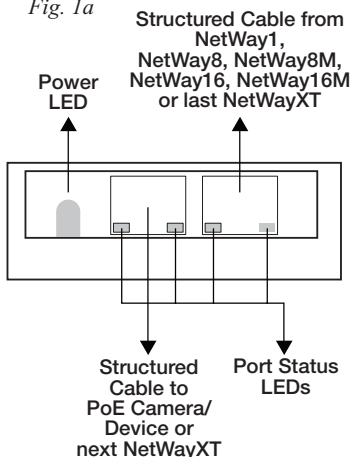


Fig. 1a

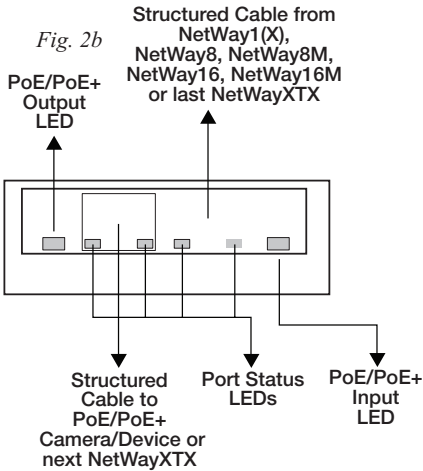
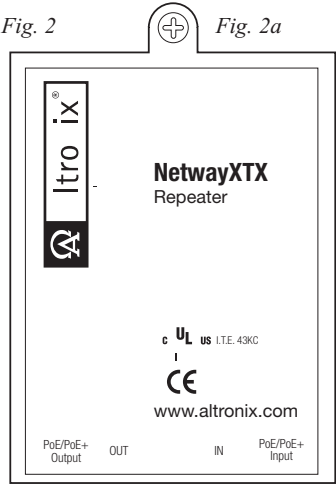
Fig. 1a



Port LED definitions for NetWayXTX repeater:

Status	PoE/PoE+ Output LED	PoE/PoE+ Input LED	Yellow LED
OFF	No PoE/PoE+ Output	No PoE/PoE+ Input	Indicates no link.
ON	Normal PoE/PoE+ Output	PoE/PoE+ Input	Indicates a link.
Blinking	—	—	Indicates activity.

NetWayXTX



Typical Applications:

Fig. 3 - NetWayXT connected to NetWay1 Single Port Midspan Injector.

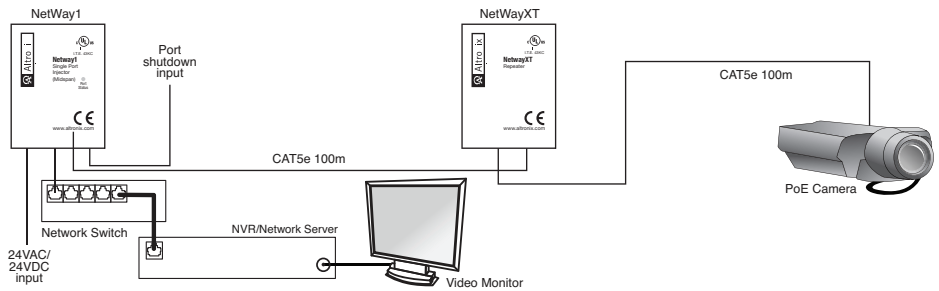
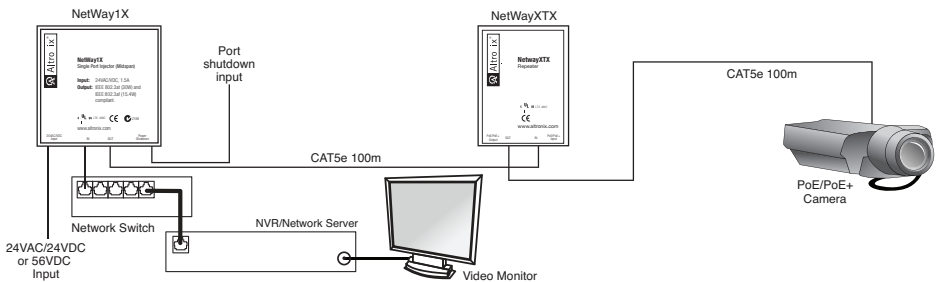


Fig. 4 - NetWayXTX connected to NetWay1X Single Port Midspan Injector.



Typical Applications (cont'd):

Fig. 5 - NetWayXT/ NetWayXTX connected to NetWay8, NetWay8M, NetWay16 or NetWay16M Midspan.

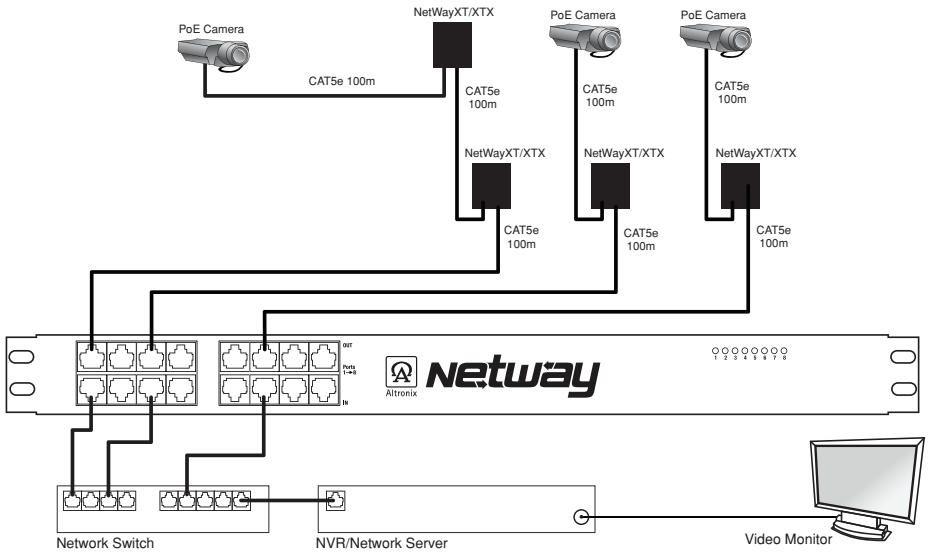
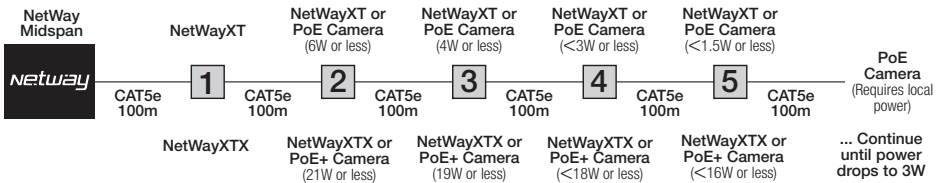


Fig. 6 - Connecting several NetWayXTs/NetWayXTXs on a single port.



Notes:

Altronix is not responsible for any typographical errors.

140 58th Street, Brooklyn, New York 11220 USA, 718-567-8181, fax: 718-567-9056
website: www.altronix.com, e-mail: info@altronix.com, Lifetime Warranty, Made in U.S.A.
NetWayXTX F18O

- 4 -



Available from A1 Security Cameras
www.a1securitycameras.com email: sales@a1securitycameras.com