

INTRODUCTION

The AW-FGT-260C is a 24 port 10/100BaseT unmanaged PoE switch capable of feeding 15.4/30W (54V max. per port) power to Power over Ethernet (PoE) devices. It comes with another 2 GbE combo ports. The switch is capable of a total of 370 Watts power budget.

PACKAGE CONTENTS

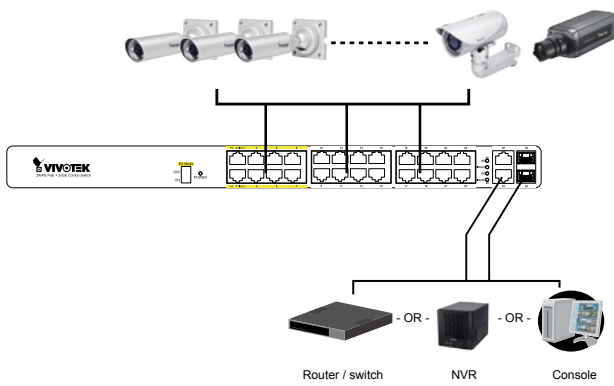
* 1x PoE switch	* 1x Quick Installation Guide
* 2x rack mount ears	* 1x power cord (type by the shipped-to area)

⚠ IMPORTANT:


1. Install the PoE switch in a ventilated and dry place that is free of electromagnetic source, vibration, moisture, and dust.
2. Make sure the ventilation openings on the switch are not blocked.
3. Use CAT5 or 6 UTP/STP cables.
4. AC input (100~240V/AC, 50~60Hz), for a max. consumption of 380W.

CONNECTION

Front Panel



Rear Panel



The switch already comes with lightning protection mechanism. You can also ground the switch, through the PE (Protecting Earth) cable of AC cord or with Ground Cable.

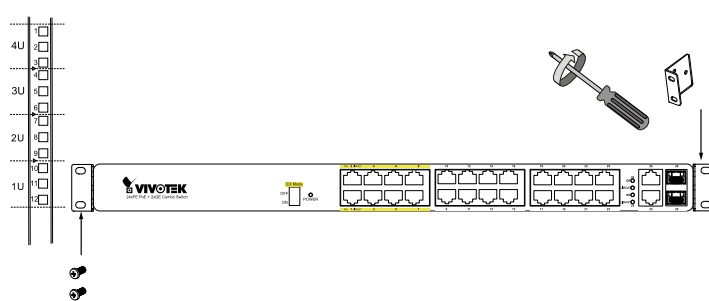
EX mode DIP switch

EX ON	Ports 1 ~ 8 up to 200m PoE distance. When enabled, each port is isolated, but is linked to the uplink ports.
EX OFF	Normal communication for ports 1 ~ 24

- EX mode in 802.3af/at(15.4W/30W): camera connection up to 200m@10Mbps via EXPoE ports

Restart the switch after changing the Extensive mode.

Front rack posts



LED DEFINITIONS

POWER	Orange ON	Power is on and normal.
	Orange Off	Power is off.
Link/Act	Green ON	Ethernet port is connected.
	Green Off	No connection
	Green Blinking	Data is being transmitted or received.
GbE	Green ON	Link speed at 1000Mbps.
	Green Off	Link speed at 10/100Mbps.
PoE	Orange ON	Port is linked to a powered device.
	Orange Off	No device is connected.
	Orange Blinking	Abnormal power supply is detected.

All specifications are subject to change without notice.
Copyright © 2017 VIVOTEK INC. All rights reserved.