



Package Contents



Dish Reflector



Antenna Feed



Mount Bracket



Protective Shroud



Pole Clamps (Qty. 2)



Stabilizer Brackets (Qty. 2)



RF Cables (Qty. 2)



Elevation Rod



M10x150 Carriage Bolts (Qty. 4)



M10x100 Bolts (Qty. 2)



M10x25 Carriage Bolts (Qty. 3)



M4 Screws (Qty. 4)



- 5 GHz Rocket® radio (sold separately)
- Phillips #1 screwdriver
- 16 mm or 5/8" wrench
- 24 mm wrench
- Shielded Category 5 (or above) cabling with drain wire should be used for all wired Ethernet connections and should be grounded through the AC ground of the PoE.

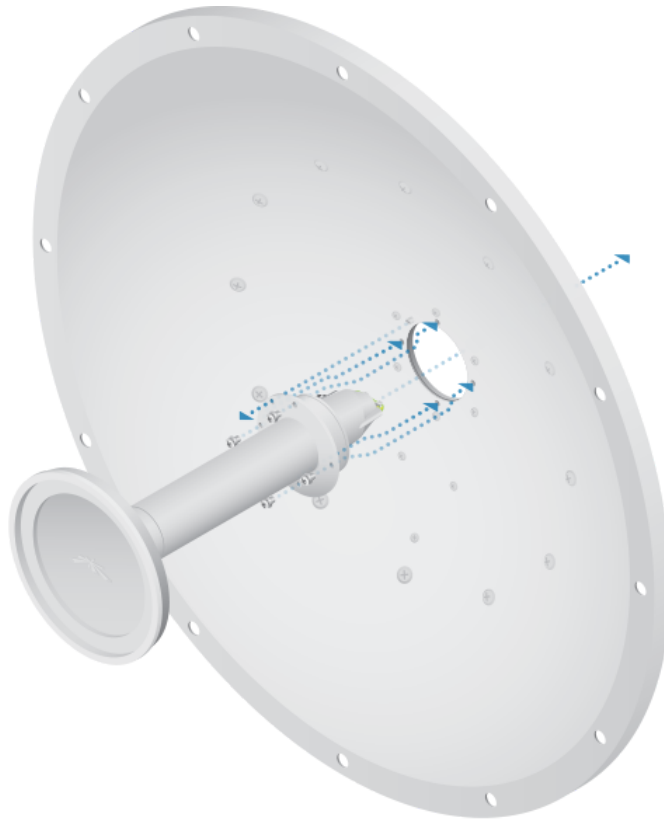
We recommend that you protect your networks from harmful outdoor environments and destructive ESD events with industrial-grade, shielded Ethernet cable from Ubiquiti. For more details, visit ui.com/toughcable

Hardware Installation



IMPORTANT: Handle the Dish Reflector with care. Deformations in its shape may reduce the antenna's effectiveness.

1.



IMPORTANT: The Dish Reflector and Antenna Feed are keyed so the Antenna Feed can only be installed in a single orientation.



IMPORTANT: Do not handle the antenna by the Antenna Feed once the feed is connected.

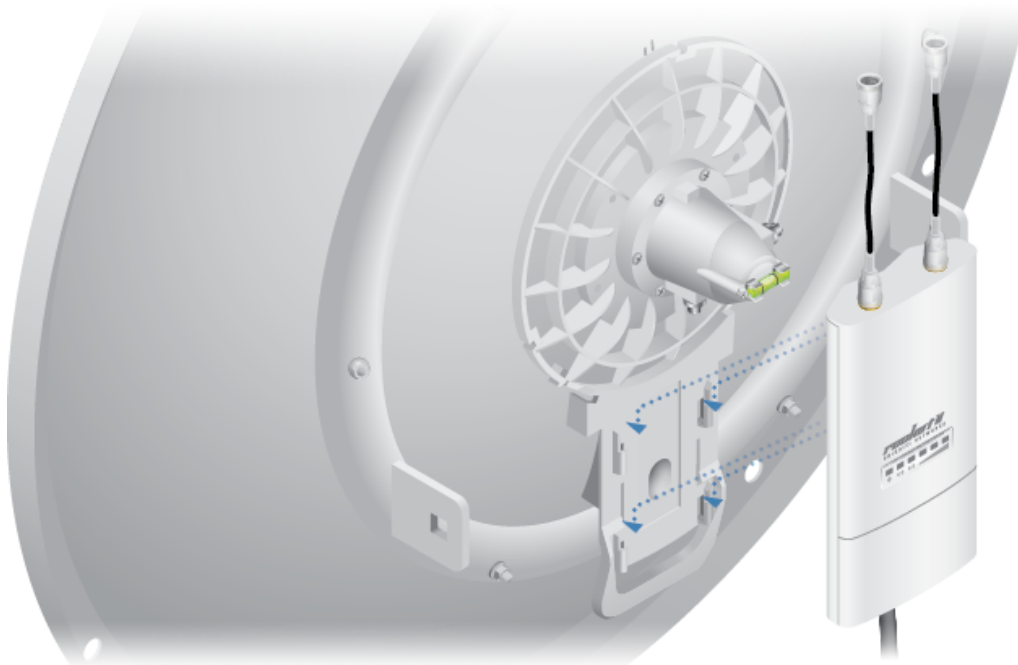
2.



RD-5G30 Quick Start Guide



3.



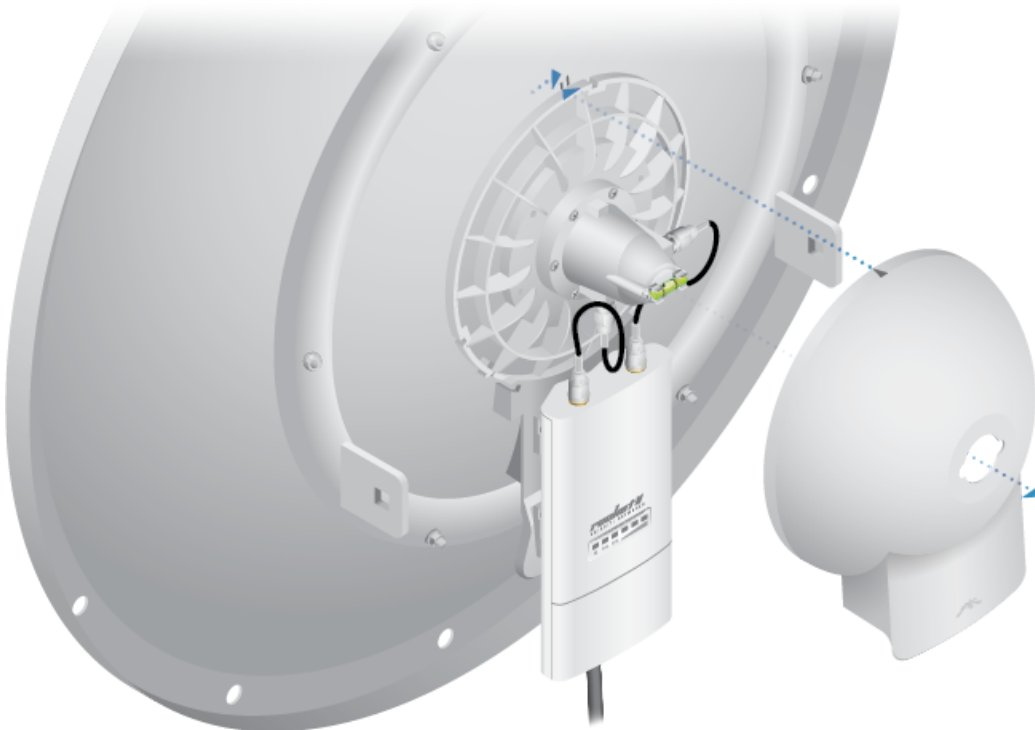
4.




RD-5G30 Quick Start Guide



5.



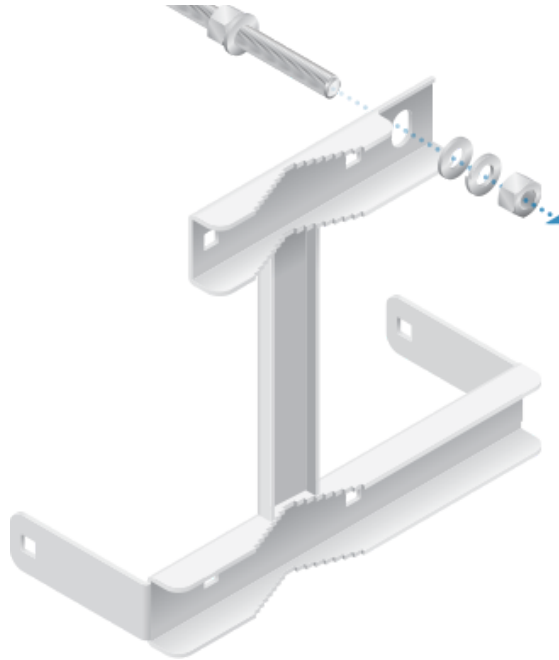
6.




7.



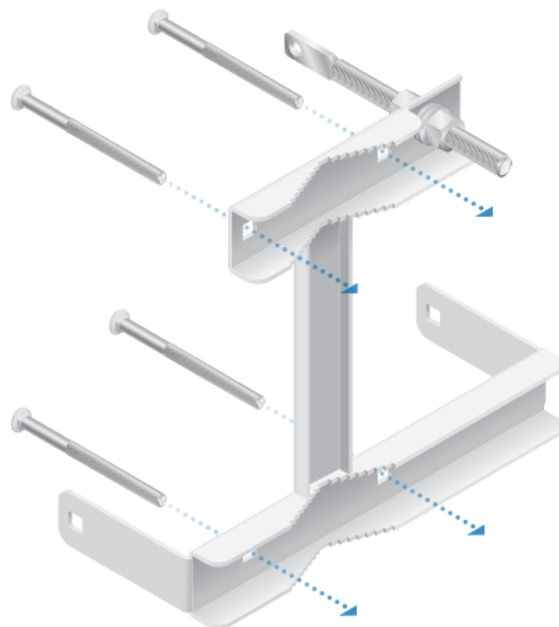
RD-5G30 Quick Start Guide



8.




9.




10.



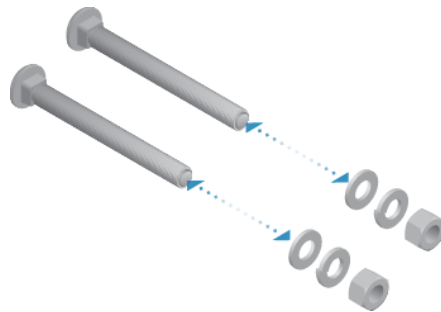
RD-5G30 Quick Start Guide



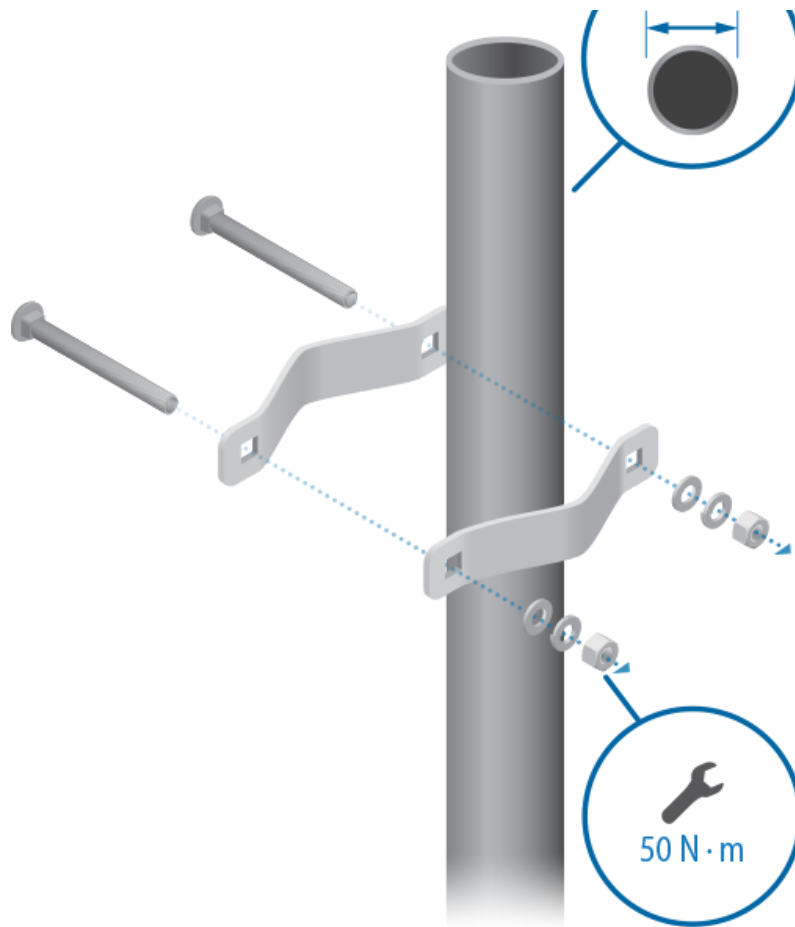
11.

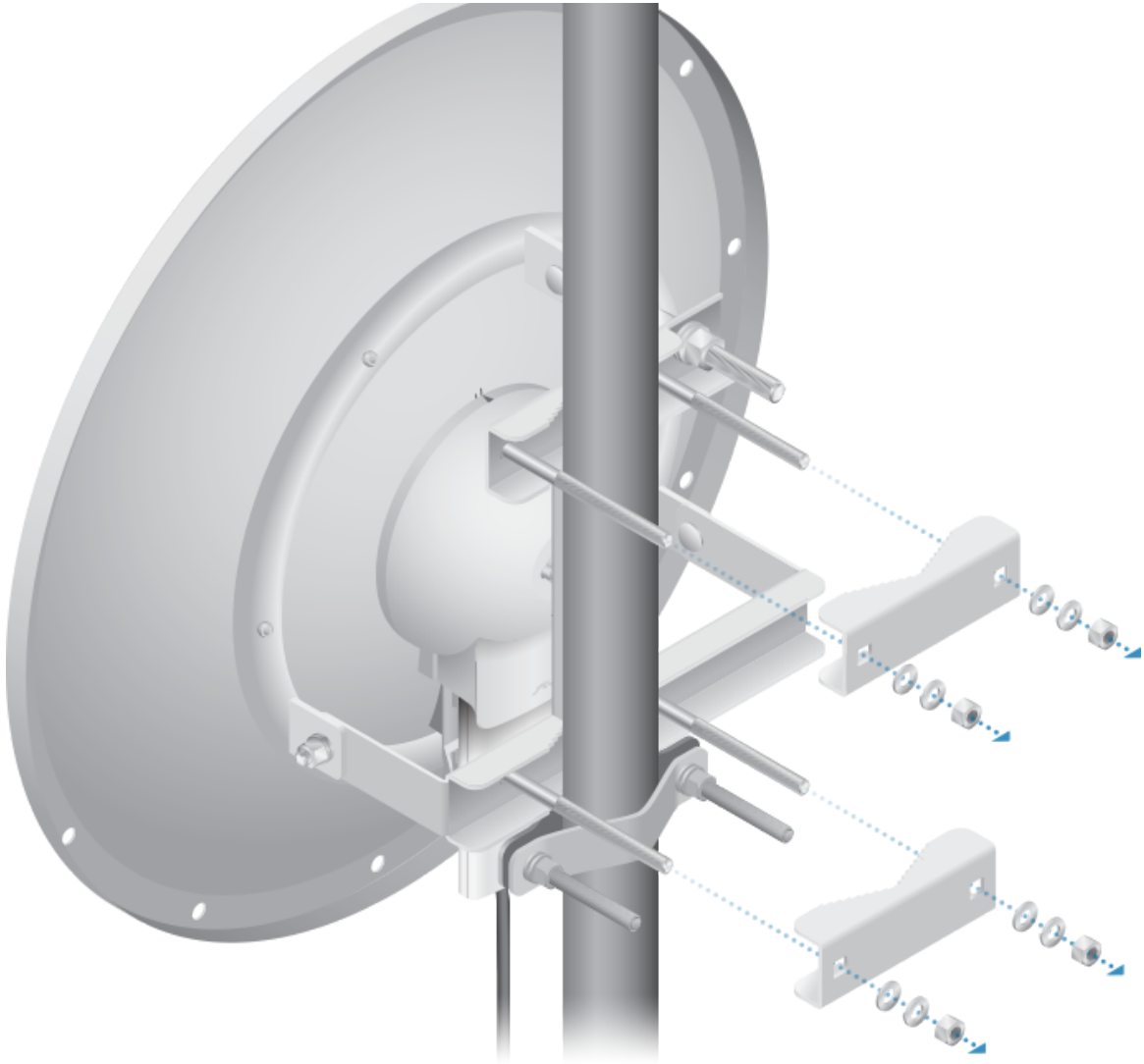


12.





13.



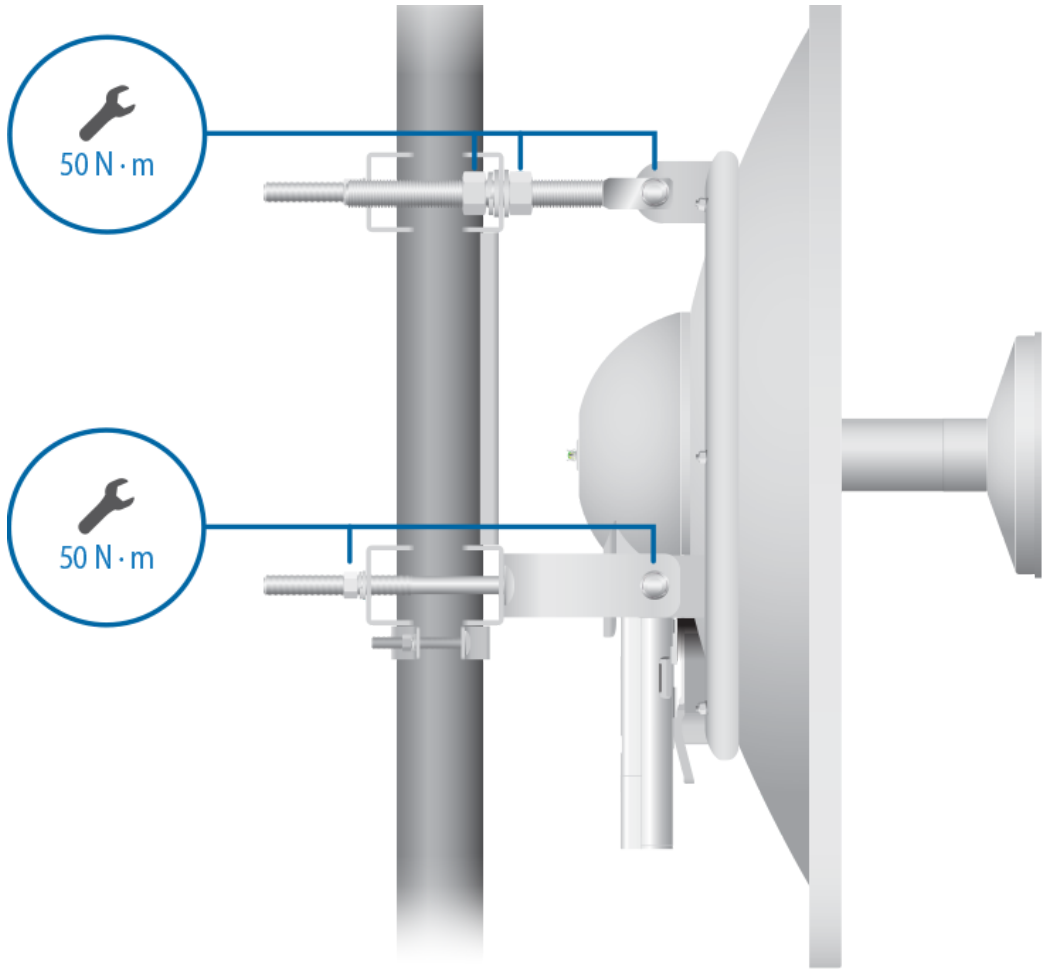


15.





17.



Specifications

RocketDish RD-5G30	
Dimensions	650 x 650 x 304 mm (25.59 x 25.59 x 11.97")
Weight	9.8 kg (21.61 lb)
Frequency	5.1 - 5.9 GHz
Gain	30 dBi
HPOL Beamwidth	5° (3 dB)
VPOL Beamwidth	5° (3 dB)
Front-to-Back Ratio	-34 dB
Max. VSWR	1.7:1
Wind Survivability	200 km/h (125 mph)
Wind Loading	787 N @ 200 km/h (177 lbf @ 125 mph)
Polarization	Dual Linear



Cross-Pol Isolation	35 dB Min.
Mounting	Universal Pole Mount, Rocket Bracket, and Weatherproof RF Jumpers Included

Safety Notices

1. Read, follow, and keep these instructions.
2. Heed all warnings.
3. Only use attachments/accessories specified by the manufacturer.



WARNING: Do not use this product in location that can be submerged by water.



WARNING: Avoid using this product during an electrical storm. There may be a remote risk of electric shock from lightning.

Electrical Safety Information

1. Compliance is required with respect to voltage, frequency, and current requirements indicated on the manufacturer's label. Connection to a different power source than those specified may result in improper operation, damage to the equipment or pose a fire hazard if the limitations are not followed.
2. There are no operator serviceable parts inside this equipment. Service should be provided only by a qualified service technician.

Limited Warranty

ui.com/support/warranty

The limited warranty requires the use of arbitration to resolve disputes on an individual basis, and, where applicable, specify arbitration instead of jury trials or class actions.

Compliance

RF Exposure Warning

The antenna and transmitter must be installed to provide a separation distance from all persons and must not be located or operating in conjunction with any other antenna or transmitter. For the specific separation distance, refer to the Quick Start Guide for your Rocket device (transmitter).

L'antenne et l'émetteur doit être installé pour fournir une distance de séparation de toute les personnes et ne doit pas être situé ou opérant en conjonction avec une autre antenne ou un autre émetteur. Pour la distance spécifique de séparation, se référer au Guide de démarrage rapide pour votre appareil Rocket (l'émetteur).

WEEE Compliance Statement



Online Resources

