



## Package Contents



Antenna



Pole Clamps (Qty. 2)



Carriage Bolts (Qty. 4)



Serrated Flange Nuts (Qty. 4)



RF Cables (Qty. 2)

## Installation Requirements

- Rocket®M2 (sold separately)
- 13 mm wrench
- Shielded Category 5 (or above) cabling should be used for all wired Ethernet connections and should be grounded through the AC ground of the PoE.

We recommend that you protect your networks from harmful outdoor environments and destructive ESD events with industrial-grade, shielded Ethernet cable from Ubiquiti. For more details, visit [ui.com/toughcable](http://ui.com/toughcable)

## Hardware Installation

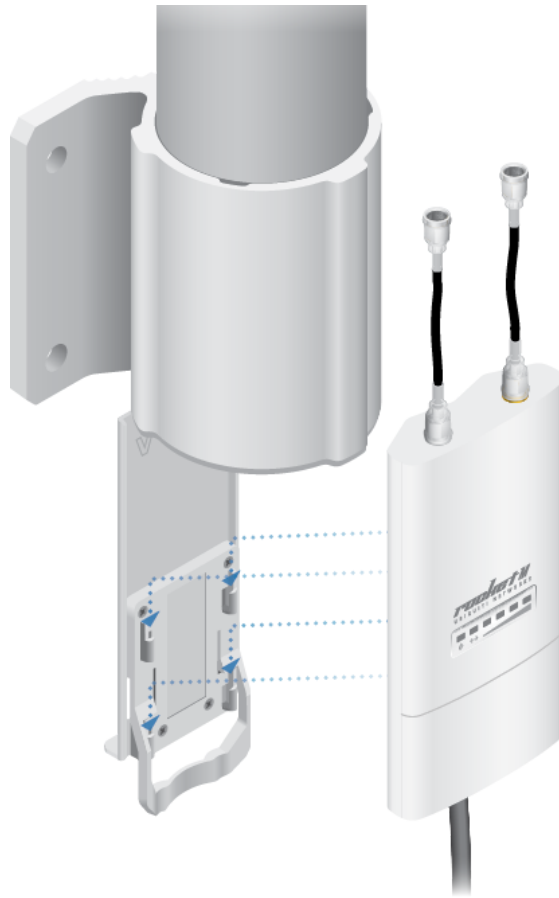
1.




## AMO-2G10 Quick Start Guide



2.

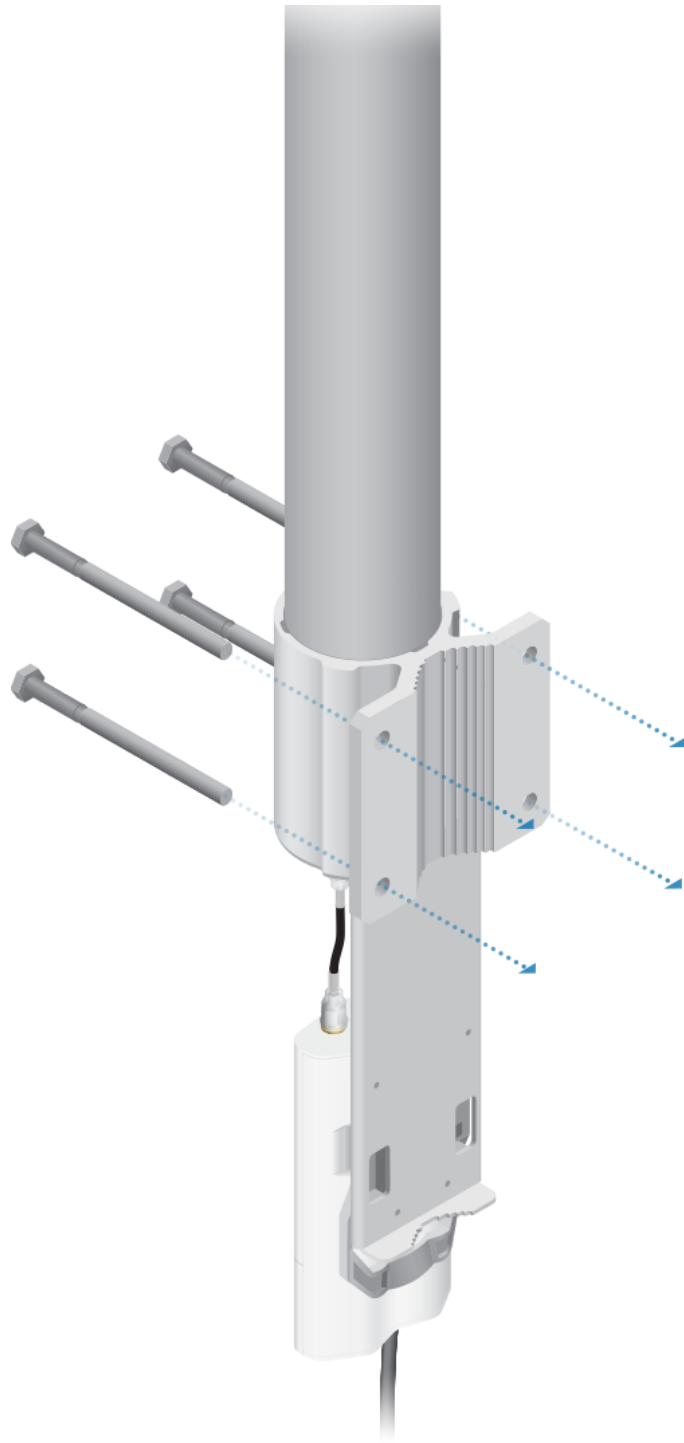


3.



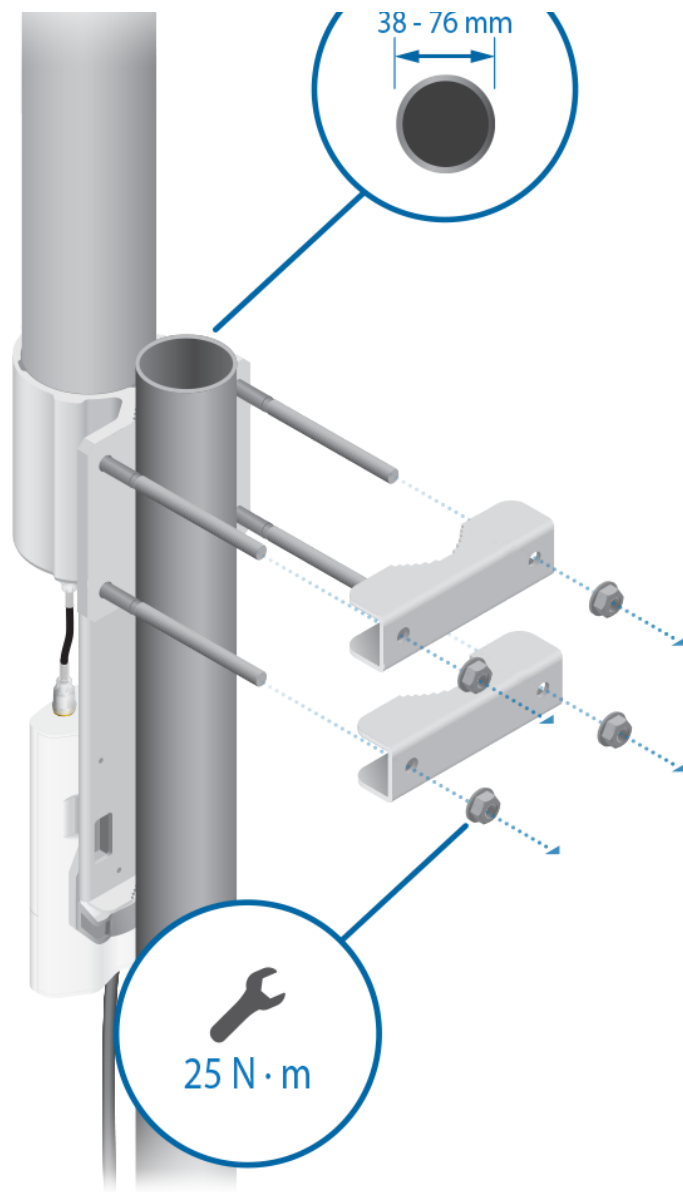


## AMO-2G10 Quick Start Guide



5.

## AMO-2G10 Quick Start Guide



## Specifications

AMO-2G10	
Dimensions	1012 x 122 x 105 mm (39.84 x 4.8 x 4.13")
Weight with Mount	2.1 kg (4.24 lb)
Frequency	2.35 - 2.55 GHz
Gain	10 dBi
Elevation Beamwidth	12°
Electrical Downtilt	4°
Max. VSWR	1.7:1
Wind Survivability	200 km/h (125 mph)
Wind Loading	97.9 N @ 200 km/h (22 lbf @ 125 mph)



## AMO-2G10 Quick Start Guide

Polarization	Dual Linear
Cross-Pol Isolation	25 dB Min.
RF Connectors	2 RP-SMA Connectors (Weatherproof)
Mounting	Universal Pole Mount, RocketM Bracket, and Weatherproof RF Jumpers Included
ETSI Specification	EN 302 326 DN2

## Safety Notices

1. Read, follow, and keep these instructions.
2. Heed all warnings.
3. Only use attachments/accessories specified by the manufacturer.



**WARNING:** Do not use this product in location that can be submerged by water.



**WARNING:** Avoid using this product during an electrical storm. There may be a remote risk of electric shock from lightning.

## Electrical Safety Information

1. Compliance is required with respect to voltage, frequency, and current requirements indicated on the manufacturer's label. Connection to a different power source than those specified may result in improper operation, damage to the equipment or pose a fire hazard if the limitations are not followed.
2. There are no operator serviceable parts inside this equipment. Service should be provided only by a qualified service technician.

## Limited Warranty

[ui.com/support/warranty](http://ui.com/support/warranty)

The limited warranty requires the use of arbitration to resolve disputes on an individual basis, and, where applicable, specify arbitration instead of jury trials or class actions.

## Compliance

### RF Exposure Warning

The antenna and transmitter must be installed to provide a separation distance from all persons and must not be located or operating in conjunction with any other antenna or transmitter. For the specific separation distance, refer to the Quick Start Guide for your Rocket device (transmitter).

L'antenne et l'émetteur doit être installé pour fournir une distance de séparation de toute les personnes et ne doit pas être situé ou opérant en conjonction avec une autre antenne ou un autre émetteur. Pour la distance spécifique de séparation, se référer au Guide de démarrage rapide pour votre appareil Rocket (l'émetteur).



## Declaration of Conformity

### Online Resources

