


KCM-7311

4M Outdoor Dome with D/N,
Advanced WDR, SLLS, 3.6x Zoom Lens



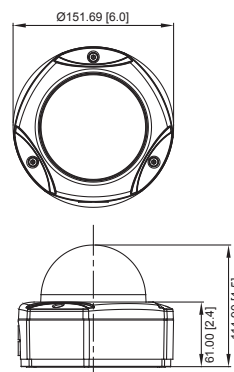
- 4 Megapixel with 1080p
- Day & Night with Superior Low Light Sensitivity
- 3.6x Zoom Lens with f3.3-12mm / F1.4-2.9, P-Iris, Auto Focus
- Advanced WDR (80 dB)
- 15 fps at 1920 x 1080
- IP67 Vandal Proof

PHOTO INDICATION



- | | |
|-----------------------|--------------------------|
| 1 Reset Button | 5 Digital Input / Output |
| 2 Power Button | 6 DC 12V Power Input |
| 3 Ethernet Port | 7 Audio Input / Output |
| 4 MicroSDHC Card Slot | |

DIMENSION DIAGRAM



Unit: mm [inch]

ACCESSORY OPTIONS







Dome Cover

PDCX-1101		4-inch, smoke, vandal proof
-----------	---	-----------------------------

Power Adapter

PPBX-0002		Universal Power Adapter, 100~240V, 4 different connectors included
-----------	---	--

Popular Mounting Solutions

Surface	Accessories not required
Wall	PMAX-0314 
Pendant	PMAX-0101 + PMAX-0103 
Corner	PMAX-0101 + PMAX-0305 + PMAX-0402 
Pole	PMAX-0101 + PMAX-0305 + PMAX-0503 
Flush	PMAX-1003 
Gang Box	PMAX-0804 

* For more mounting solutions, please refer to Project Planner on www.acti.com

PRODUCT SPECIFICATION

KCM-7311

• Device

Device Type	Fixed Outdoor Dome Camera
Image Sensor	Progressive Scan CMOS
Sensor Size	1/3.2" (4.5 x 3.4 mm)
Horizontal Resolution	1422 TVL
Day / Night	Yes
Superior Low Light Sensitivity	Yes
Minimum Illumination	Color: 0.1 lux at F1.4 (30 IRE, 2400°K); B/W: 0.05 lux at F1.4 (30 IRE, 2400°K)
Color to B/W switch	ISP based switch, configurable
Mechanical IR Cut Filter	Yes
IR Sensitivity Range	No
IR LED	No
Electronic Shutter	1/5 ~ 1/2,000 sec (manual mode); 1/5 ~ 1/10,000 sec (auto mode)

• Lens

Focal Length / Aperture	Zoom, f3.3 - 12 mm / F1.4 - 2.9
Zoom Ratio	3.6x optical
Iris	P-Iris
Focus	Auto focus
Mount Type	Board mount
Horizontal Viewing Angle	77.2° - 22.6°
Viewing Angle Adjustment	Pan: 0° - 350°; Tilt: 0° - 180°; Rotate: 0° - 350°

• Video

Compression	H.264, MPEG-4 SP, MJPEG
Maximum Frame Rate vs. Resolution (H.264, MJPEG)	8 fps at 2032 X 1920; 15 fps at 1920 X 1080; 30 fps at 1280 x 720; 30 fps at 640 x 480
Maximum Frame Rate vs. Resolution (MPEG-4 SP)	5 fps at 2032 X 1920; 11 fps at 1920 X 1080; 25 fps at 1280 x 720; 30 fps at 640 x 480
4 Cropped VGA Mode (All Compressions)	15 fps at 640 x 480 (VGA)
Multi-Streaming	Simultaneous dual streams based on two configurations in single view mode; Multiple streams based on single configuration in 4 cropped VGA mode
Bit Rate	28 Kbps - 6 Mbps (per stream)
Bit Rate Mode	Constant, Variable
Image Enhancement	Advanced WDR (80 dB); White balance: automatic, hold and manual; Brightness; Saturation; Contrast; Sharpness; Automatic gain control; 2D+ 3D Digital noise reduction; Flickerless; Defogging
Privacy Mask	4 configurable regions
Text Overlay	User defined text on video
Image Orientation	Image flip and mirror

• Audio

Compression	8 kHz, Mono, PCM, 16 bit encoding; G.711
Audio-In	Terminal block
Audio-Out	Terminal block

• Network

Protocol & Service	TCP, UDP, HTTP, HTTPS, DHCP, PPPoE, RTP, RTSP, IPv6, DNS, DDNS, NTP, ICMP, ARP, IGMP, SMTP, FTP, UPnP, SNMP, Bonjour
Ethernet Port	1, Ethernet (10/100 Base-T), RJ-45 connector
Security	IP address filtering; HTTPS encryption; Password protected user levels; IEEE 802.1X network access control

• Alarm

Alarm Trigger	Video motion detection 3 regions in single view mode, 1 region each in 4 cropped VGA mode; External device through digital input
Alarm Response	Notify control center; Go to Zoom preset point or preset tour; Change camera settings; Command other devices; E-mail notification with snapshots; Save video or snapshot to local storage; Upload video, Snapshot to FTP server; Activate external device through digital output

• Interface

Digital Input	2, terminal block
Digital Output	2, terminal block
Local Storage	MicroSDHC memory card slot (card not included)

• General

Power Source / Consumption	PoE Class 3 (IEEE802.3af) / 12.24W DC 12V /10.2W (adapter not included)
Weight	1200 g (2.65 lb)
Dimensions (Ø x H)	151.69 mm x 114.9 mm (5.97" x 4.52")
Environmental Casing	Weatherproof (IP67 rated); Transparent vandal proof dome cover, up to 659.23 kgF (1453.35 lbf)
Mount Type	Surface, Pendant, Wall, Corner, Pole, Flush, Gang box
Starting Temperature	-10°C ~ 50°C (14°F ~ 122°F) within 30 minutes
Operating Temperature	-30°C ~ 50°C (-22°F ~ 122°F)
Operating Humidity	10% ~ 85% RH
Approvals	CE (EN 55022 Class A, EN 55024), FCC (Part15 Subpart B Class A), IP67

• Integration

Unified Solution	Fully compatible with ACTI software
ISV Integration	Software Development Kit (SDK) available ; ONVIF compliant
Firmware Access Browser	Microsoft Internet Explorer 8.0 or newer (full functionality); Other browsers with VLC installed (partial functionality)

* All specifications are subject to change without notice.

* All brand names and registered trademarks are the property of their respective owners.

www.acti.com

