

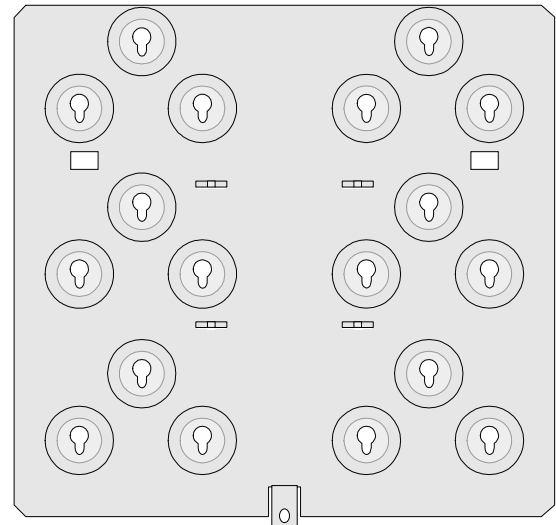
Installation Instructions

The D9002 Accessory Module Mounting Skirt can be used to mount up to six 3x5 modules in a D8103, D8108A or D8109 enclosure.

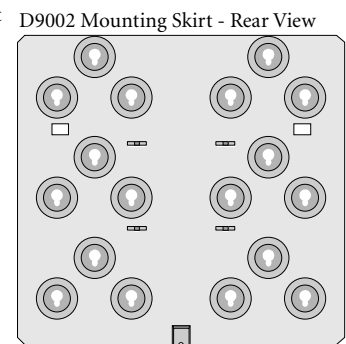
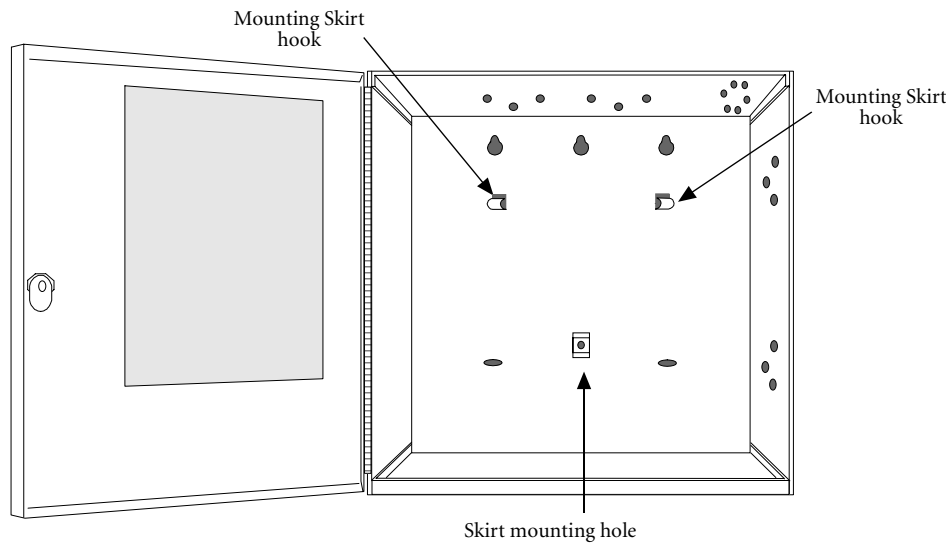
Before mounting the D9002 in a D8103, D8108A or D8109 enclosure:

1. Mount the 3-hole accessory module(s) to the D9002. Do not tighten the screws but do make sure they are secure enough to stabilize the module.
2. Mount the D9002 inside the enclosure: Remove the tape from the #6x1/4 in. screw in the mounting tab on the D9002. The screw passes through the mounting tab and into the skirt mounting hole in the enclosure. Tighten the screw to secure the D9002 Mounting Skirt in the enclosure.

Note: *The top two mounting locations can only be used if there are no modules mounted to the top of the enclosure.*



D9002 Mounting Skirt (Top)



Lock down tab



