

# Wall Mount Bracket

N2D/N2T-W01



## Key Features

- For Select N2 Series Dome (N2D) and Turret Cameras (N2T)
- Aluminum Construction
- Dimensions (W x H x D): 160.0 mm x 122.0 mm x 76.0 mm (6.30 in. x 4.80 in. x 2.99 in.)
- Max. Load Capacity: 2.2 lb (1.0 kg)

## Learn More



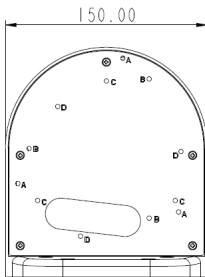
View the accessory selector for all mount options.

## Specifications

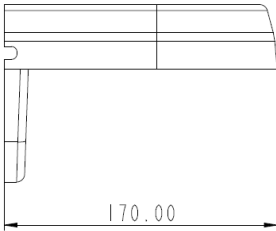
Weight	0.6 kg (1.3 lb)
Material	Aluminum
Color	White
Product Dimensions (L x W x H)	170.0 mm x 110.0 mm x 150.0 mm (6.69 in. x 4.33 in. x 5.91 in.)
Packaging Dimensions (L x W x H)	187.0 x 123.0 x 160.0 mm (7.36 in. x 4.84 in. x 6.29 in.)

## Dimensional Drawing

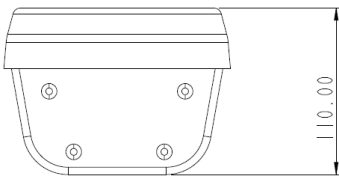
mm



Top View



Side View



Back View